



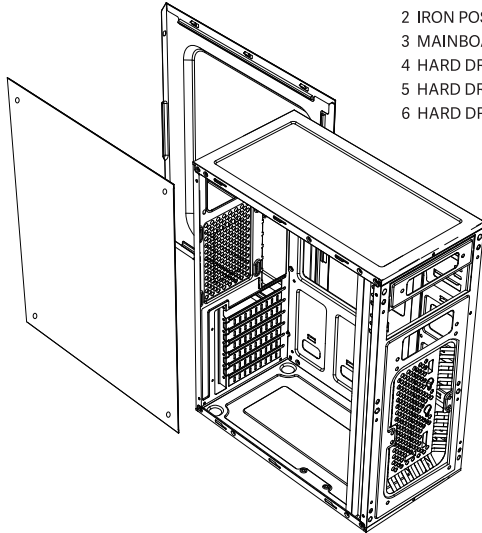
SPOOK

RGB GAMING CASE **WHITE**

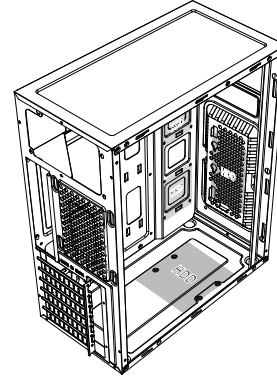
COMPONENTS



- 1 POWER SUPPLY SCREW*6
- 2 IRON POST*3
- 3 MAINBOARD SCREW*18
- 4 HARD DRIVE SCREW*4
- 5 HARD DRIVE GUIDE SCREW*2
- 6 HARD DRIVE MANUAL SCREW*3

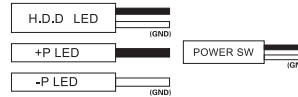
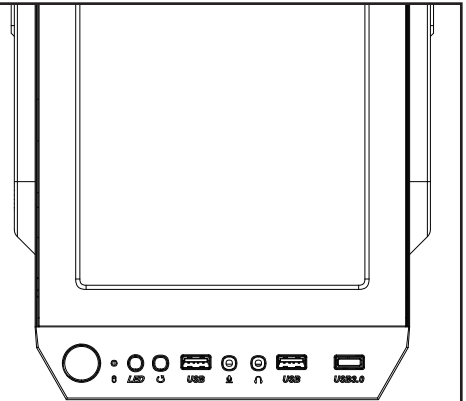


Remove the screw before removing the side panel.
Remove the side panel before removing the front panel

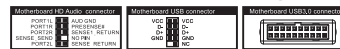


Description of hard disk installation location

- Wall-mounted SSD*2
Note: lock screws to secure
- Front HDD*1
Note: Open the panel for installation
- Bottom HDD*1
Note: lock screws to secure on the bottom



Install power switch and LED signal line



Install USB and audio input and output connector

